


# BIS Application File Review

A simple visual guide for BIS Certificate application in India



## How to Apply for BIS Certificate in India - Step by Step Guide

A practical and readable guide for businesses, manufacturers, importers and brand owners who want to understand the BIS application process, document preparation, testing requirement and consultant support.

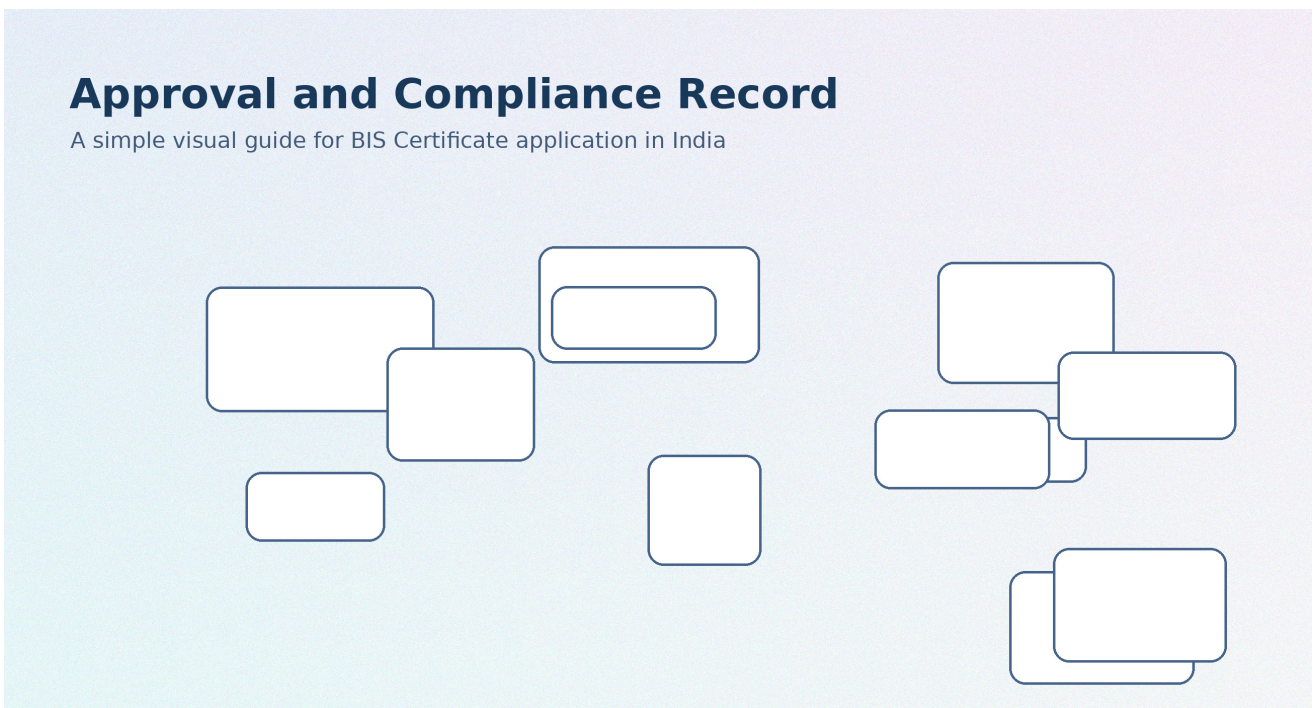
Prepared for: Shree Meera Corp

# Introduction

BIS certification and registration are important compliance steps for many products sold, manufactured or imported in India. A business may need BIS approval when its product category is covered under a compulsory certification or registration requirement. The correct requirement depends on the product, Indian Standard, scheme, brand, manufacturer and current notification status.

Many applicants search for how to apply for BIS certificate in India because the process can look confusing at first. The application is not only about filling a form. It usually includes product category checking, document preparation, testing coordination, application filing, response to observations and maintaining records after approval.

This guide explains the process in simple language so that a business owner can understand what to prepare before starting the BIS application.



## Step 1 - Identify the Product Category

The first step is to identify the exact product category. Two products may look similar, but they can fall under different standards or schemes. For example, electronic goods, electrical items, packaged goods, machinery, household products or other regulated products may have different requirements.

Before applying, note the product name, model number, brand name, manufacturer details, technical specification and intended use. These details help in checking whether BIS certification or registration is required.

If the wrong product category is selected, the application can be delayed or rejected. This is one of the most common mistakes in BIS-related work.

## Step 2 - Check the Applicable Indian Standard

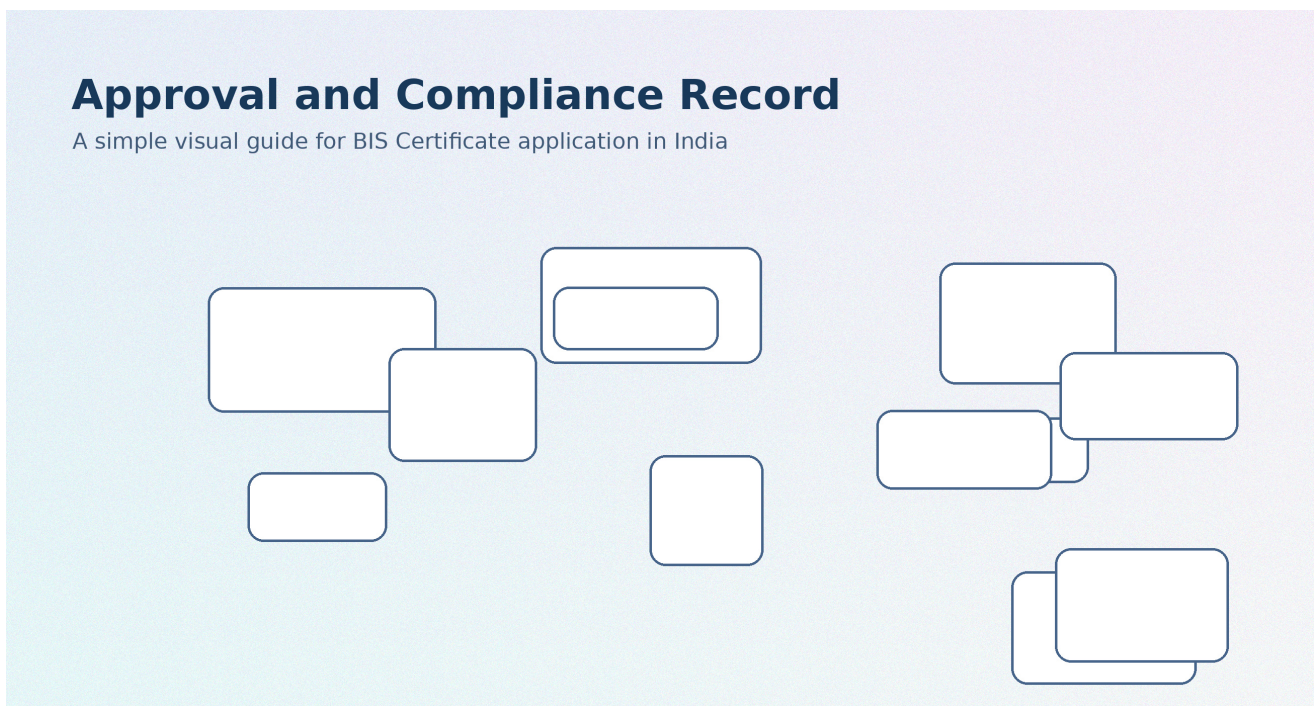
After identifying the product category, the next step is to check the applicable Indian Standard. BIS develops and publishes Indian Standards and runs conformity assessment schemes. For some products, compliance with Indian Standards is made compulsory by the Central Government.

Applicants should check whether their product is covered under compulsory certification, compulsory registration or another applicable scheme. This check should be done carefully because the document list and process may change according to the scheme.

### Step 3 - Understand the Scheme

BIS-related applications can fall under different schemes. Some products may need a licence to use the Standard Mark. Some electronics and IT goods may come under the Compulsory Registration Scheme. Some cases may involve foreign manufacturers, testing requirements or specific conformity assessment rules.

Businesses should not assume that every product follows the same route. The scheme decides the application format, testing requirement, factory details, documents and approval path.



### Step 4 - Prepare Business and Product Documents

Good documentation is the backbone of a smooth BIS application. If business details, product details or brand details do not match across documents, the application may face observations.

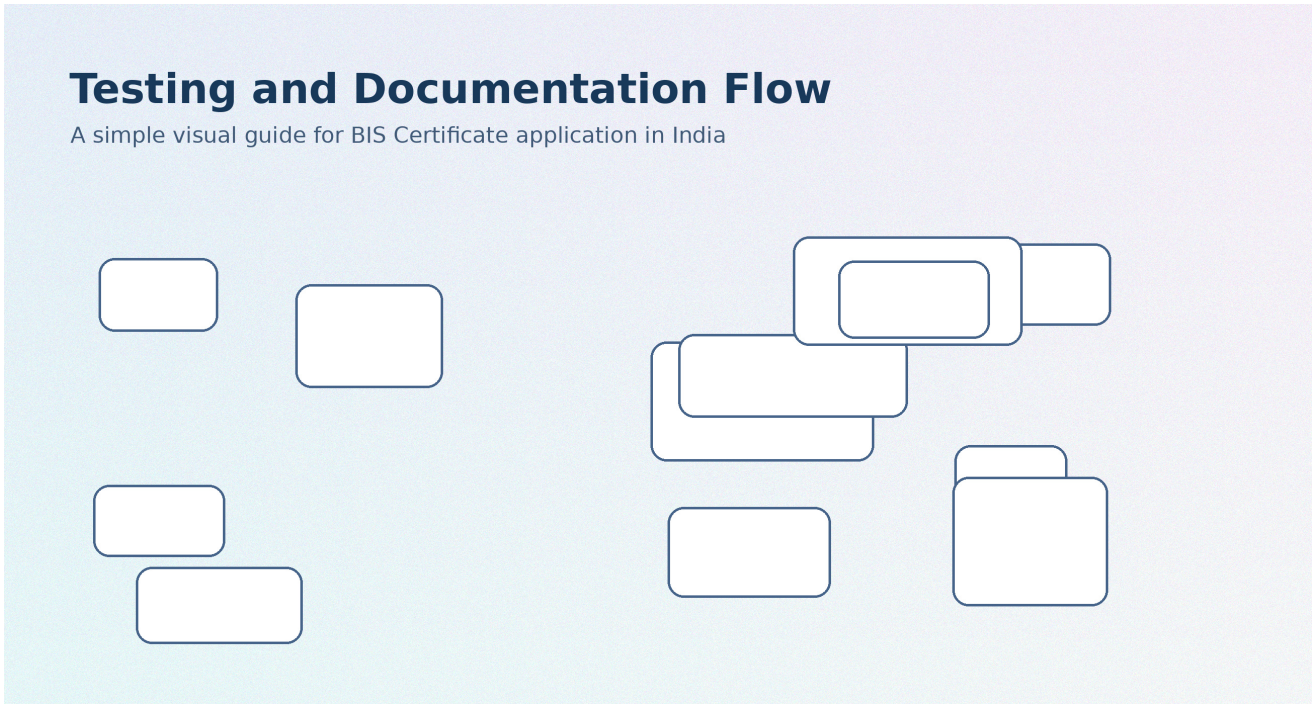
Common documents may include business registration proof, GST certificate if applicable, address proof, identity proof, brand details, product specification, model details, manufacturing details, authorization letter, test report if applicable and other scheme-specific documents.

Before filing, each document should be checked for spelling, address, legal name, brand name and model details.

## Step 5 - Testing and Laboratory Coordination

Many BIS applications require product testing from a recognized or applicable laboratory depending on the scheme and product category. Testing helps confirm whether the product meets the applicable standard requirements.

Applicants should keep product samples, technical specifications, model details and manufacturer information ready before testing. Delays in sample submission or mismatch in model details can delay the entire application.



## Step 6 - Application Filing

Once the product category, standard, scheme, documents and testing requirements are clear, the application can be prepared and submitted through the applicable process. The application should be filled carefully with correct business name, address, contact details, product details, model number, brand details and manufacturer information.

Uploading unclear documents, mismatched names or incorrect product details can create unnecessary observations. This is where professional review can help.

## Step 7 - Respond to Observations

After filing, the application may receive observations or queries. These observations should be answered carefully and within the required time. A delayed or incomplete response can slow down the application.

Common observations can relate to document mismatch, product category, brand authorization, test report details, address proof, model information or incomplete declarations.

## Step 8 - Approval, Record Keeping and Renewal

After successful verification and approval, the applicant should keep licence or registration details, validity dates, test reports, declarations and compliance records safely. Businesses should also track renewal dates and ensure that product details remain compliant after approval.

BIS approval should not be treated as a one-time file. Businesses must maintain proper records and update details when required.

## **Common Documents Checklist**

- Business registration proof
- GST certificate, if applicable
- Address proof and identity proof
- Brand details and authorization letter, if required
- Product specification sheet and model details
- Manufacturer details and factory information, if applicable
- Test report or testing coordination details, if applicable
- Undertaking, declaration and scheme-specific documents

## **Why Applicants Need Consultant Support**

A BIS consultant helps the applicant understand the correct application route and prepare the file in a systematic way. The consultant can guide on product category, document list, testing requirement, application filing and replies to observations.

A consultant cannot guarantee approval because the final decision depends on the authority and correctness of the application. However, professional guidance can reduce avoidable mistakes and make the process easier for the applicant.

If you are searching for BIS consultant in Delhi, BIS certification consultants near me or professional BIS registration support, choose a consultant who explains the process clearly and reviews documents before filing.

## **How Shree Meera Corp Can Help**

Shree Meera Corp provides professional support for BIS certification, BIS registration, document checking, application guidance and compliance process assistance in Delhi and Delhi NCR.


Businesses can contact Shree Meera Corp for structured guidance before applying for BIS certificate in India. The team can help with document preparation, product category discussion, application support and coordination guidance.

Need help with BIS Certification or BIS Registration? Contact Shree Meera Corp for documentation support, application guidance and professional consultancy assistance.

Apply here: <https://shreemeeracorp.com/>

# Consultant Support for Businesses

A simple visual guide for BIS Certificate application in India



## Quick Summary

Stage	What to do
1. Product check	Identify product category, model, brand and use.
2. Standard check	Confirm applicable Indian Standard and scheme.
3. Documents	Prepare business, product, brand and manufacturer documents.
4. Testing	Coordinate testing if applicable.
5. Filing	Submit application with correct details.
6. Follow up	Reply to observations and maintain records.

Note: BIS requirements can vary by product category and current government notifications. Applicants should verify current requirements before filing.